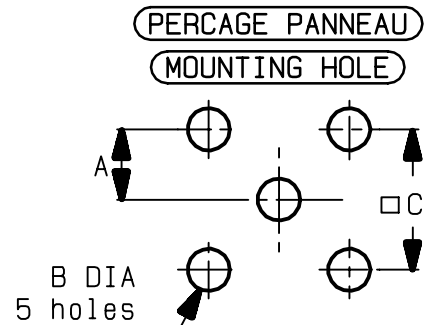
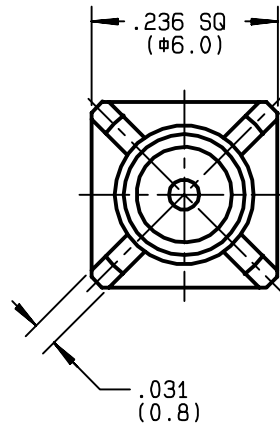
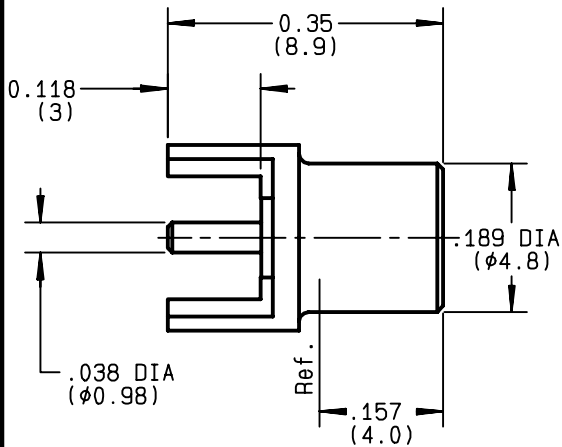


**STRAIGHT JACK RECEPTACLE FOR PCB  
SOLDER LEGS**

**R113.426.140**  
**SERIES MCX**



	MM		INCH	
	maxi	mini	maxi	mini
A	-	-	-	-
B	1.4	1.3	.055	.051
C	5.13	5.03	.202	.198

NOMINAL IMPEDANCE	<b>50</b>	Ω
FREQUENCY RANGE	<b>0-6</b>	GHz
TEMPERATURE RATING	<b>-55/+155</b>	°C
V.S.W.R	<b>1.05</b> +	<b>.05</b> x F(GHz)Maxi
RF INSERTION LOSS	<b>0.03</b>	√F(GHz) dB Maxi
VOLTAGE RATING	<b>335</b>	Veff Maxi
DIELECTRIC WITHSTANDING VOLTAGE	<b>1000</b>	Veff Mini
INSULATION RESISTANCE	<b>1000</b>	MΩMini
HERMETIC SEAL	<b>NA</b>	Atm.cm <sup>3</sup> /s
LEAKAGE (pressurized only)	<b>NA</b>	
MECHANICAL DURABILITY	<b>500</b>	Cycles
WEIGHT	<b>.68</b>	gr
SPECIFICATION		

CABLES :

OTHERS CHARACTERISTICS

CABLE RETENTION	<b>NA</b>	N Mini
CENTER CONTACT RETENTION		
Axial force - mating end	<b>10</b>	N Mini
Axial force - opposite end	<b>10</b>	N Mini
Torque	<b>NA</b>	cm.N Mini
RECOMMENDED TORQUES		
Mating	<b>NA</b>	cm.N
Panel nut	<b>NA</b>	cm.N
Clamp nut	<b>NA</b>	cm.N

CONNECTOR PARTS	MATERIALS	FINISH	(all values are given ) in micrometers
BODY	BRASS	GOLD 0.2 OVER NICKEL 2	
OUTER CONTACT			
CENTER CONTACT	BERYLLIUM COPPER	GOLD 1.3 OVER NICKEL 2	
INSULATOR	PTFE	-	
GASKET		-	
OTHERS PIECES			

RAFFAELI

ISSUE	CREATION DATE	FILE PART-NUMBER
<b>9918A00</b>	<b>16/01/1996</b>	<b>96-0400-822</b>



**RADIALL**®

The information given here is subject to change without notice.  
Design changes may be in order to improve the product .

*Connect to the future*